

---

Cabinet

9 October 2012

**Name of Cabinet Member:**

Cabinet Member (Education) – Councillor Kershaw

**Director Approving Submission of the report:**

Director of Children, Learning and Young People

**Ward(s) affected:**

All.

**Title: Proposed Expansion of Primary School Places 2014/15**

---

**Is this a key decision?**

Yes

The proposed expansion of primary schools is a key decision because it will have a significant effect on communities living in two or more electoral wards.

---

**Executive Summary:**

The city is experiencing a significant rise in birth rate and inward migration. Although for September 2012 admissions, sufficient places were available for the citywide reception cohort, there were insufficient reception places to meet parental demand in some parts of the city. This report seeks approval to therefore consult on proposals to increase the number of primary school places for September 2014 admissions.

**Recommendations:**

Cabinet is requested to approve the following recommendations:

1. To formally consult on proposals to increase the size of those primary schools referred to in paragraph 1.3 of this report;
2. To confirm the consultation arrangements set out in this report and the proposed consultation document;
3. To delegate authority to the Director of Children, Learning and Young People in conjunction with the Cabinet Member (Education) to agree any further amendments to the consultative document; and
4. To agree to receive a report on the outcome of the consultation in December 2012.

**List of Appendices included:**

Appendix 1: List of Expanded Primary Schools 2008-2012

Appendix 2: Draft Consultation Document

**Other useful background papers:**

Children and Young People Scrutiny Board (2) Report 21<sup>st</sup> June 2012 'Primary School Places'

Cabinet Report Increasing Primary School Places 14<sup>th</sup> August 2012

**Has it been or will it be considered by Scrutiny?**

The Chair of Scrutiny Co-ordinating Committee will be in attendance at the meeting.

**Has it been or will it be considered by any other Council Committee, Advisory Panel or other body?**

No

**Will this report go to Council?**

No

## **Proposed Expansion of Primary School Places 2014/15**

### **1. Context**

- 1.1 The City is experiencing a significant rise in birth rate and inward migration. When the initial allocation for September 2012 admissions to Primary Schools was made in April 2012, there were sufficient places available across the City for the reception cohort, but insufficient reception places to meet parental demand in some parts of the city. In some Wards children were unable to be allocated a reception place in their catchment school or where their sibling attends school.
- 1.2 Coventry has been increasing primary school admission numbers and providing additional permanent classrooms since September 2008. During the period 2008 to 2012 we have provided an additional 615 reception places at 28 different schools across the city (refer to Appendix 1). Despite this increase for the first time in many years we agreed to allocate an additional 135 reception places at 5 schools for September 2012 ONLY as a consequence of unprecedented numbers seeking reception places at primary schools in the north and east of the city.
- 1.3 Forecasts indicate that the number of reception pupils are expected to peak in 2014/15 at approximately 4,500 compared with a current Published Admission Number (PAN) of 4,380 (excluding the 135 temporary places created for September 2012 admissions – see paragraph 2.1). Beyond 2014/15 reception numbers are expected to 'level out' at approximately 4,470 per annum. A further 345 permanent reception pupil places will therefore be needed by September 2014 (this allows for 5% surplus places to enable a reasonable degree of parental preference to be exercised). This is the equivalent a further 12 one form entry schools. Current City Council policy is to extend existing primary schools. The City Council therefore intends to consult during the 2012 Autumn Term on proposals to permanently expand up to 20 primary schools (including the five primary schools referred to in paragraph 2.1) in areas that are forecast to be under pressure for places from September 2014 onwards. Table 1 below lists the schools under consideration for expansion in alphabetical order:

**Table 1: Schools under consideration for Permanent Expansion 2014/15**

School	Planning Area	Existing PAN	Additional reception places	New PAN	Comments
Aldermoor Farm	3	60	30	90	
Broad Heath	1B	60	30	90	Temp arrangement for 2012
Clifford Bridge	3	30	30	60	Temp arrangement for 2012
Coundon	9A	60	30	90	
Corpus Christi	3	30	30	60	
Ernesford Grange	3	60	30	90	Temp arrangement for 2012
Frederick Bird	1C	90	30	120	Temp arrangement for 2012
Moat House	2B	45	15	60	Temp arrangement for 2012
Hollyfast	9B	60	30	90	
Keresley Grange	9B	45	15	60	
Little Heath	2A	30	30	60	
Mount Nod	8	45	15	60	
Park Hill	8	45	15	60	
Pearl Hyde	3	45	15	60	
Potters Green	2B	60	30	90	
Sowe Valley	3	30	30	60	
St Christopher	9A	60	30	90	
Walsgrave CE	3	60	30	90	
Whitley Abbey	4	30	30	60	
Wyken Croft*	2B	90	30	120	Funded under PSBP*
<b>TOTAL</b>		<b>1035</b>	<b>525</b>		

\*Priority Schools Building Programme

- 1.4 The list comprises schools that have been identified as likely to be under pressure for places over the next 5 years, given current patterns of parental preference. The total number of additional reception places at these 20 schools exceeds the likely number of additional places required for September 2014 and reflects that there is more than one option available for delivering additional places in some areas of the city.
- 1.5 Schedule 2 and 4 of The School Organisation (Prescribed Alterations to Maintained Schools) (England) Regulations 2007 (as amended) set out the alterations that can be made by governing bodies and local authorities (LAs). Those bringing forward statutory proposals to expand a school must consult interested parties, and doing so must have regard to the Secretary of States guidance.
- 1.6 Department for Education (DfE) guidance states that statutory proposals are not required where it is proposed to increase the admission number by 27 or more. Paragraph 12 of the DfE guidance states that statutory proposals are required for enlargement of the premises if the physical capacity of the school is increased by more than 30 pupils and by 25% or 200 pupils whichever is the lesser. These guidelines apply to all the schools listed in Table 1.
- 1.7 Consultation must take place with the governing bodies of the schools subject to the proposals, families of pupils, teachers and other staff at the school, any other local authority likely to be affected by the proposals, the governing bodies, teachers and other staff of any other school that may be affected, families of any pupils at any other schools who may be affected by the proposals, trade unions who represent staff, the appropriate diocesan authorities or the relevant faith group where proposals are likely to affect a school which has a particular religious character, MPs whose constituencies include the schools or whose constituents are likely to be affected by the proposals, Early Years

Development Partnership, those who benefit from a contractual arrangement giving them use of the premises and such other persons as appear to be appropriate.

## 2. Options considered and recommended proposal

- 2.1 Under Section 14 of the 1996 Education Act, the City Council has a statutory responsibility to provide sufficient places for pupils in the city. The position for September 2012 admissions was extremely tight. As a result, a number of additional 'emergency' reception places were established for September 2012 because the demand for places was likely to exceed supply in certain parts of the city:

Broad Heath Primary from 2FE to 3FE (+30 Places)  
Clifford Bridge Primary from 1FE to 2FE (+30 places)  
Ernesford Grange Primary from 2FE to 3FE (+30 Places)  
Moat House Primary from 1.5FE to 2FE (+15 places)  
Frederick Bird Primary from 3FE to 4FE (+30 places)

- 2.2 Legally with such short notice we can only make a temporary change that is for September 2012 only. This has been confirmed by the Office of the Schools Adjudicator. To increase the size of these 5 schools on a permanent basis will require formal consultation and Cabinet approval.
- 2.3 In 2008, the Council set out its "Strategy for Change" which included a Strategy for Growth to accommodate the increase in demand for primary school places. The Strategy for Growth was widely consulted on including, a full public consultation, primary heads, special school heads, children and young people and parents. The strategy sets out the systematic increase of primary schools through analysing schools sites and providing additional permanent accommodation on sites capable of expanding and where demand was strong. At this point, **the City Council's agreed position was that the maximum size of any primary school would not exceed three forms of entry (630 Year R to Year 6 places excluding nursery class).** The demand for primary school places in some parts of the City is such that the most effective way of increasing places would be to increase the size of a small number of schools from 3 to 4 Forms of Entry. This change in maximum primary school size will be the subject of a separate consultation during the 2012 Autumn Term.
- 2.4 It is therefore proposed to consult on the permanent expansion of the schools identified in Table 1.

## 3. Results of consultation undertaken

- 3.1 Initial discussions have taken place with each of the school's Headteachers listed in Table 1. Primary Headteachers were also briefed at their meeting on 24<sup>th</sup> May 2012 and schools invited to express an interest in expanding for September 2014. A further meeting for all schools proposed for expansion was held at Grange Farm Primary School on 26<sup>th</sup> June 2012.

## 4. Timetable for implementing this decision

- 4.1 Consultations on the proposed increase of the maximum primary school size from 3 to 4FE and on proposals for the permanent expansion of primary schools for September 2014 are planned for the 2012 Autumn Term. Reports will be brought to Cabinet on the outcome of the consultation on the maximum primary school size and on formal proposals to consult on the permanent expansion of primary schools for September 2014.

- 4.2 The admissions numbers detailed in this report will apply subject to the outcome of the consultation and necessary approvals to school admissions from the academic year commencing in September 2014.
- 4.3 The draft consultation document is attached at appendix 2 of this report. A draft timetable for consultation is outlined below:

Outline Schedule	Activity
15 October to 16 November 2012	Consultation period, 4 weeks excluding half term. <ul style="list-style-type: none"> <li>• Publish the consultation documents and distribute to Parents, staff and governors of the schools concerned.</li> <li>• Hold meetings with staff, governors and parents /carers / community for each school about the proposed changes to Admission Numbers</li> <li>• Write to inform neighbouring schools and their parents</li> <li>• Consult with other stakeholders and partners</li> </ul>
16 November 2012	Closing date for consultation responses
11 December 2012	Report results of the consultation to Cabinet
3 January 2013	Publish Statutory Notices Representation period – 4 weeks
31 January 2013	End of period to register objections / support
To be arranged	Cabinet Advisory Committee for School Organisation Proposals: considers any objections made in response to the Statutory Notices
To be arranged	Report to Cabinet
To be arranged	Allow 4 weeks for any Governing Body appeals against the Local Authority's decision
To be arranged	Send to Schools Adjudicator Allow 6 weeks

## 5. Comments from Director of Finance and Legal Services

### 5.1 Financial implications

The average cost of providing a 1FE extension over the period 2008-2012 was approximately £3 million (including fees). Allowing for 5% surplus places, the Local Authority needs to create an additional 12 FE (345 reception places) by September 2014. Using the same approach the primary school expansion programme is therefore likely to cost approximately £36 million. However this includes the 1FE expansion at Wyken Croft which will be delivered as part of the Priority Schools Building Programme, therefore reducing the programme costs to approximately £33 million. The cost of providing additional places to meet actual demand (i.e. allowing no surplus places) is approximately £12 million. However this would not allow a reasonable degree of parental preference to be exercised.

The main source of funding for the programme will be the capital grants from the Department for Education (DfE). Only some of the capital funding for this programme has been secured at this stage. The total DfE capital grants allocation for 2012/13 is £13.4 million including £4.3m additional Basic Needs Grant. The current plan is to carry forward £3.1 million of the 2012/13 additional Basic Needs allocation to support the delivery of this programme. The capital grants position for 2013/14 and 2014/15 remains unclear. It is likely there will be some shortfall in capital grants to deliver the whole programme and the size of the shortfall will depend on delivery options and the actual level of capital grants the Local Authority will receive over the next 2 years. Assuming the grant allocation for 2013/14 is broadly in line with the current year's allocation, then it may be possible to allocate a further £5million towards the delivery of the programme, leaving an overall shortfall of approximately £25million. This will depend upon any other urgent condition related issues having to be met.

Local Authority officers are currently working on the resourcing options for a number of delivery options. Any funding gap would have to be met through prudential borrowing with the repayment of the borrowing to be funded from the Dedicated Schools Grant.

A further report will be presented to a future Cabinet meeting setting out both the capital and revenue funding implications.

## 5.2 Legal implications

The City Council has a statutory duty under Section 14 of the 1996 Education Act to provide sufficient school places. The permanent extension of schools identified for permanent expansion from September 2014, will require the publication of statutory notices under Section 19(1) of the Education and Inspection Act 2006. The consultation and determination arrangements will meet the requirements of The Education and Inspection Act 2006 and The School Organisation (Prescribed Alterations to Maintained Schools) (England) Regulations 2007 (as amended). Failure to comply with these statutory requirements would leave us unable to expand school places as required and subject to action by DfE.

The public sector equality duty under section 149 of the Equalities Act 2010 imposes on decision makers when carrying out any of its functions to have due regard to the need to eliminate discrimination, advance equality of opportunity and foster good relations across all of the protected characteristics (which as relates to education are disabilities, gender reassignment, pregnancy and maternity, race, religion or belief, sex and sexual orientation). "Due regard" requires more than just an awareness of the equality duty. It requires demonstration of a rigorous analysis by the public authority decision maker.

## 6. Other implications

### 6.1 **How will this contribute to achievement of the Council's key objectives / corporate priorities (corporate plan/scorecard) / organisational blueprint / Local Area Agreement (or Coventry Sustainable Community Strategy)?**

Local Authorities have a statutory duty to ensure sufficient school places are available to meet local needs. The permanent expansion of primary schools would increase the places available for reception pupils and enable the City Council to fulfil its legal obligations.

## 6.2 How is risk being managed?

Provision of sufficient school places is included on the Corporate Risk Register. Officers regularly (weekly) review the position in relation to admissions to ensure that there are sufficient places to meet demand.

## 6.3 What is the impact on the organisation?

Schools and officers will form part of the partnering teams together with the design teams and contractors to develop the designs and construction of the schools to be extended for September 2014.

## 6.4 Equalities / EIA

The proposed changes to extend schools and increase admission numbers aims to ensure that all Coventry children have access to education in accordance with their needs. Any revised accommodation changes and admission arrangements take into account the provisions of the Equality Act 2010 in the context of their possible impact on equal opportunities.

## 6.5 Implications for (or impact on) the environment

The DfE currently require all major new building and refurbishment projects valued at over £500,000 to achieve at least a 'very good' BREEAM rating (Building Research Establishment Environmental Assessment Method). Areas of measurement are management, energy use, health and wellbeing, pollution, transport, land use, ecology, materials and water. The future of BREEAM is however currently being considered as part of the James Review.

## 6.6 Implications for partner organisations?

None.

### Report author(s):

**Name and job title:** Ashley Simpson, Capital & Strategic Planning Manager

**Directorate:** Children, Learning and Young People

**Tel and email contact:** 024 76831520 ashley.simpson@coventry.gov.uk

Enquiries should be directed to the above person.

Contributor/approver name	Title	Directorate or organisation	Date doc sent out	Date response received or approved
<b>Contributors:</b>				
David Haley	Assistant Director Education and Learning	Children, Learning and Young People	17/8/12	12/9/12
Judith Applegarth	Assistant Programme Manager	Children, Learning and Young People	17/8/12	3/9/12



<b>Contributor/approver name</b>	<b>Title</b>	<b>Directorate or organisation</b>	<b>Date doc sent out</b>	<b>Date response received or approved</b>
Isabel Merrifield	Assistant Director Strategy, Commissioning and Policy	Children, Learning and Young People	11/9/12	12/9/12
Elaine Atkins	Solicitor	Finance & Legal Services	17/8/12	20/8/12
Sue Heawood	Admissions Manager	Children, Learning and Young People	17/8/12	22/8/12
Teng Zang	Lead Accountant	Children, Learning and Young People	17/8/12	5/9/12
Ian Brindley	Lead Accountant Capital	Finance & legal Services	6/9/12	6/9/12
Lara Knight	Governance Services Officer	Customer and Workforce Services	17/8/12	5/9/12
Neelesh Sutaria	HR Manager	Children, Learning and Young People	17/8/12	22/8/12
Other members				
<b>Names of approvers for submission:</b> (officers and members)				
Finance: Chris West	Director	Finance & legal	10/9/12	10/9/12
Legal: Christine Forde	Council Solicitor & Monitoring Officer	Finance & legal	10/9/12	10/9/12
Director: Colin Green	Director	CLYP	17/8/12	5/9/12
Members: Cllr David Kershaw	Cabinet Member (Education)		17/8/12	12/9/12

This report is published on the council's website:  
[www.coventry.gov.uk/moderngov/](http://www.coventry.gov.uk/moderngov/)



**APPENDIX 1**  
**Coventry Primary Schools Expanded, 2008 to 2012**

Year Expanded	School Name	Reception Class Places		Additional Reception Class Places
		Before Expansion	After Expansion	
September 2008	Aldermoor Farm	45	60	15
	Ernesford Grange	45	60	15
	Gosford Park	45	60	15
	Hill Farm	60	90	30
	Joseph Cash	45	60	15
	Walsgrave C of E	45	60	15
<b>Sub total 2008</b>				<b>105</b>
September 2009	Broad Heath	30	60	30
	Manor Park	75	90	15
	Richard Lee	60	90	30
	Stanton Bridge	45	60	15
<b>Sub total 2009</b>				<b>90</b>
September 2010	Courthouse Green	60	90	30
	Foleshill C of E	45	60	15
	Hollyfast	45	60	15
	Moseley	45	60	15
	Willenhall	45	60	15
<b>Sub total 2010</b>				<b>90</b>
September 2011	Hearsall	45	60	15
	Henley Green	30	60	30
	Holbrook	60	90	30
	John Gulson	75	90	15
	Moseley*	60	90	30
	Sacred Heart	45	60	15
	Southfields	30	60	30
	Spon Gate	30	60	30
	Stoke Heath	45	60	15
<b>Sub total 2011</b>				<b>210 (180 in future years)</b>
September 2012	Alderman's Green	45	90	45
	Allesley	45	60	15
	Grange Farm	30	60	30
	St Augustine's Catholic	45	60	15
	St Bartholomew's C of E	45	60	15
<b>Sub total 2012</b>				<b>120</b>
<b>Grand Total</b>				<b>615</b>

\*Please note: Moseley 2011 - the increase in reception class places is for one year only.

## **Expanding Primary Schools for 2014 and beyond**

### **Consultation**

**15 October 2012 to 16 November 2012**



- English** If you find this document difficult to understand, and would like help in reading it or translating it, please contact Minority Group Support Services on 07738 993 771.
- Arabic** إذا ما وجدت أن هذه الوثيقة صعبة الفهم، ورغبت في الحصول على معونة في قراءتها أو ترجمتها، فقم فضلاً بالاتصال بخدمات إسناد مجموعة الأقلية على الهاتف رقم 07738 993 771
- Bengali** যদি এই দলিল বুঝতে আপনাকে অসুবিধা হয়, এবং এটা পড়তে অথবা অনুবাদের সাহায্যের প্রয়োজন হয় তাহলে অনুগ্রহ করে মাইনরিটি গ্রুপ সাপোর্ট সার্ভিস (Minority Group Support Services)-এ 07738 993 771 নম্বরে যোগাযোগ করুন।
- French** Si vous avez du mal à comprendre ce document et souhaitez obtenir de l'aide pour le lire ou le traduire, veuillez contacter le service de soutien aux minorités au 07738 993 771.
- Gujarati** જે તમને આ દસ્તાવેજ સમજવામાં મુશ્કેલી લાગે અને તેને વાંચવામાં મદદ જોઈએ અથવા તેનું ભાષાંતર જોઈએ, તો કૃપા કરી માઈનૉરિટી ગ્રુપ સપોર્ટ સર્વિસ (Minority Group Support Services) નો 07738 993 771 પર સંપર્ક કરીએ.
- Hindi** अगर आपको यह दस्तावेज समझने में दिक्कत आती हो और यदि आप इसे पढ़ने में मदद चाहते हों, या इसका अनुवाद चाहते हों तो कृपया माइनॉरिटी ग्रुप सपोर्ट सर्विसेस (Minority Group Support Services) से 07738 993 771 पर सम्पर्क करें।
- Polish** Jeśli masz trudności ze zrozumieniem tego dokumentu i potrzebujesz tłumaczenia lub pomocy w jego przeczytaniu, zwróć się do Serwisu Pomocy dla Grup Mniejszościowych (Minority Group Support Services) pod nr 07738 993 771.
- Panjabi** ਜੇ ਤੁਹਾਨੂੰ ਇਹ ਦਸਤਾਵੇਜ਼ ਸਮਝਣ ਵਿਚ ਪਰੇਸ਼ਾਨੀ ਹੋ ਰਹੀ ਹੈ ਅਤੇ ਜੇ ਤੁਸੀਂ ਇਸਨੂੰ ਪੜ੍ਹਨ ਲਈ ਸਹਾਇਤਾ, ਜਾਂ ਇਸਦਾ ਅਨੁਵਾਦ ਚਾਹੁੰਦੇ ਹੋ, ਤਾਂ ਕਿਰਪਾ ਕਰਕੇ ਮਾਇਨਾਰਿਟੀ ਗਰੁੱਪ ਸਪੋਰਟ ਸਰਵਿਸੇਸ (Minority Group Support Services) ਨਾਲ 07738 993 771 'ਤੇ ਸੰਪਰਕ ਕਰੋ।
- Somali** Haddii ay kugu adag tahay in aaad dukumentigaan fahamto, aadna jeclaan lahayd in lagaa caawiyo akhrintiisa ama turjumiddiisa, fadlan Adeegyada Taageerada Kooxda Tirada yar kala xiriir 07738 993 771.
- Urdu** اگر آپ کو یہ دستاویز سمجھنے میں دشواری پیش آتی ہے، اور اگر آپ اسے پڑھنے میں مدد چاہتے ہیں، یا اس کا ترجمہ چاہتے ہیں تو براہ کرم 07738 993 771 پر مائنارٹی گروپ سپورٹ سروسز (Minority Group Support Services) سے رابطہ کریں۔

**Slovak/Czech** Ak je Vam tažko rozumiet' tento dokument i Vi potrebujete pomoc ze bi ste mogli to prečitat' alebo preložit', prosim Vas zatelefonovat' Minority Group Support Services na 07738993771.

**Romanian** Daca acest document ti se pare greu de inteles, si ai nevoie de ajutor pentru al citi sau traduce te rog sa, contactezi Minority Group Support Services la numarul de telefon 07738993771.

**If you would like this information in another format please contact :**

Ashley Simpson  
Capital Programme and Strategic Planning Manager  
Children, Learning and Young People's Directorate  
Civic Centre 1  
Coventry City Council  
New Council Offices  
Earl Street  
Coventry CV1 5RS  
Tel: 024 76831520

**e-mail: to be confirmed**

# Expanding Primary Schools for 2014 and beyond

## Foreword

This consultation document describes why Coventry City Council believes that it needs to provide additional primary school places in the city for September 2014 and which schools it proposes to expand to enable them to provide for more pupils. At this stage, only primary schools need to be expanded. There are sufficient secondary school places available for the foreseeable need.

The proposals described in this document are for you to comment on, and for you to respond to, either to officers or to elected members of the City Council. We want to achieve the best education possible for all Coventry's children, families and the wider community. The City Council is determined that decisions about the organisation of education in Coventry are taken locally after extensive consultation and considering carefully all your observations and comments. We welcome your views on the City Council proposals for changes to primary school provision.

The last date for receipt of questionnaires or responses to these proposals is **16<sup>th</sup> November 2012**

Please send responses to:

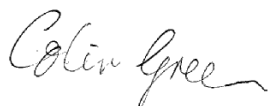
Ashley Simpson  
Capital Programme and Strategic Planning Manager  
Children, Learning and Young People's Directorate  
Civic Centre 1  
Coventry City Council  
New Council Offices  
Earl Street  
Coventry CV1 5RS

or

Complete online at [www.coventry.gov.uk](http://www.coventry.gov.uk)

Email: to be confirmed

**Colin Green**



**Director of Children, Learning and Young People's Directorate**  
September 2012

*The Ordnance Survey mapping data included within this publication is provided by Coventry City Council under licence from Ordnance Survey in order to fulfil its public function to consult upon proposed changes to school organisation in the City of Coventry. Persons viewing this mapping should contact Ordnance Survey copyright for advice where they wish to licence Ordnance Survey mapping for their own use.*

# **Expanding Primary Schools for 2014 and beyond**

**Contents (to be added)**

## **1. Introduction**

### **1.1**



# Expanding Primary Schools for 2014 and beyond

## 1. Introduction

### 1.1. Increasing Numbers

Coventry is continuing to grow. The trend of population growth in Coventry began in 2004 and has gained pace since 2007. Between 2009 and 2010 it is estimated that the population of the city grew by 2,900 or just under 1% to 315,700. Population projections based on 2008 made by the Office for National Statistics predict that, if the recent strong upward trends were to continue at their current rate, Coventry would have 368,700 residents in 2033. In particular, early years numbers are rising very rapidly because of increasing births and because families with young children have been moving into the City. In addition to this, a number of housing projects are underway that will directly impact on the numbers of school places required. A list of potential housing projects is listed in Appendix 1.

**The City Council has a statutory duty under Section 14 of the 1996 Education Act to provide sufficient school places for all pupils who require them.**

To meet this rising pressure on school places a total of 615 additional places across 28 schools have already been created since 2008. These include an additional 120 planned expansion places that were made available for September 2012 across 5 schools. Despite this work, it is noted that there is continued pressure particularly in the areas to the north and east of the City Centre, in areas with a high density of housing and served by a number of schools operating on constrained sites.

The latest set of data produced for the Department of Education's (DFE) 2012 School Capacity Collection (SCAP) indicates that considerable pressure on reception places will continue over the coming years. Forecasts indicate that the number of reception pupils are expected to peak in 2014/15 at approximately 4,500 compared with a current Published Admission Number (PAN) of 4,380. Beyond 2014/15 reception numbers are expected to 'level out' at approximately 4,470 per annum. A further 345 permanent reception pupil places will therefore be needed by September 2014 (this allows for a 5% planning margin to enable a reasonable degree of parental preference to be exercised). This is the equivalent a further 12 one form entry (FE) schools. Current City Council policy is to extend existing primary schools.

Not all of the Early Years children recorded by the Primary Care Trust (PCT) require a school place in Coventry maintained primary schools. In recent years those applying for a Coventry primary school place have equated to between 92 and 95% of the PCT Early Years numbers.

This process is consulting on the **principle of expanding** some of the schools listed in Table 1. This may be achieved through a number of ways, including; utilising existing accommodation, phasing the expansion over a number of years, temporary modular units or building permanent extensions or new blocks on the school sites. Not all of the schools will be expanded; there will be options available within each planning area and consideration will be taken of the results of this consultation before any final decisions are made.

The schools identified for possible expansion are therefore as follows (by Planning Area as shown at Appendix 2):

**Table 1: Options for Primary School Expansion by Planning Area**

School	Planning area	Existing PAN*	Additional reception places	New PAN*	Comments
Broad Heath	1B	60	30	90	Temp arrangement for 2012
Frederick Bird	1C	90	30	120	Temp arrangement for 2012
Little Heath	2A	30	30	60	
Moat House	2B	45	15	60	Temp arrangement for 2012
Potters Green	2B	60	30	90	
Wyken Croft**	2B	90	30	120	
Aldermoor Farm	3	60	30	90	
Clifford Bridge	3	30	30	60	Temp arrangement for 2012
Corpus Christi	3	30	30	60	
Ernesford Grange	3	60	30	90	Temp arrangement for 2012
Pearl Hyde	3	45	15	60	
Sowe Valley	3	30	30	60	
Walsgrave CE	3	60	30	90	
Whitley Abbey	4	30	30	60	
Mount Nod	8	45	15	60	
Park Hill	8	45	15	60	
St Christopher	9A	60	30	90	
Coundon	9B	60	30	90	
Hollyfast	9B	60	30	90	
Keresley Grange	9B	45	15	60	
<b>TOTALS</b>		<b>1,035</b>	<b>525</b>	<b>1,560</b>	

\*PAN – Published Admission Numbers

\*\* Wyken Croft proposed to be rebuilt under Coventry's Priority Schools Building Programme with a PAN of 120.

Five of the schools proposed for permanent expansion currently have temporary arrangements in place to allow them to have accepted additional reception pupils for 2012 only.

Only 345 of the potential 525 additional reception places identified in Table 1 are required. This will be sufficient for future reception cohorts and also include a 5% planning margin.

## 1.2. Growth in Early Years Numbers

Between January 2008 and January 2012, the total number of Early Years pupils (4 age groups, 0-1, 1-2, 2-3 and 3-4 year olds) increased from 16,549 to 18,726, an increase of 2,177 (13%). Table 2 shows the growth in the numbers of Early Years children since January 2008.

**Table 2: Early Years Children, by Age, January 2008 to January 2012**

Year	Age in Years in Academic Year 2011/12				Total 0 to 4
	0 to 1	1 to 2	2 to 3	3 to 4	
January 2008	4287	4177	4017	4068	16549
January 2009	4597	4400	4205	4054	17256
January 2010	4476	4669	4391	4205	17741
January 2011	4770	4494	4659	4384	18307
January 2012	4712	4830	4538	4646	18726
<i>Year of Entry for Jan. 2012 Early Years age cohorts (September)</i>	<b>2015</b>	<b>2014</b>	<b>2013</b>	<b>2012</b>	

Source: Coventry Primary Care Trust (number children living in Coventry registered with a Coventry GP)

The January 2012 figures show an overall increasing trend in the numbers of Early Years children from 3-4 years to 0-1 years. This indicates that the number of reception year pupils will continue to rise at least until 2014/15.

### 1.3 Additional Reception Class Places Required for September 2014

Table 3 below compares the number of pupils with the PAN for the period 2010 – 2012.

**Table 3: Reception Class Capacity and Pupil Numbers: numbers September 2010 to September 2015.**

Year	Capacity of Reception	Pupils in Reception	Surplus Places
September 2010	4,080	3,881 <sup>1</sup>	199
September 2011	4,290	4,061 <sup>1</sup>	229
September 2012	4,515 <sup>3</sup>	4,326 <sup>2</sup>	189
September 2013	4,380	4,219 <sup>2</sup>	161
September 2014	4,380	4,512 <sup>2</sup>	-132
September 2015	4,380	4,476 <sup>2</sup>	-96
September 2016	4,380	4,472 <sup>2</sup>	-92

**NOTES:**

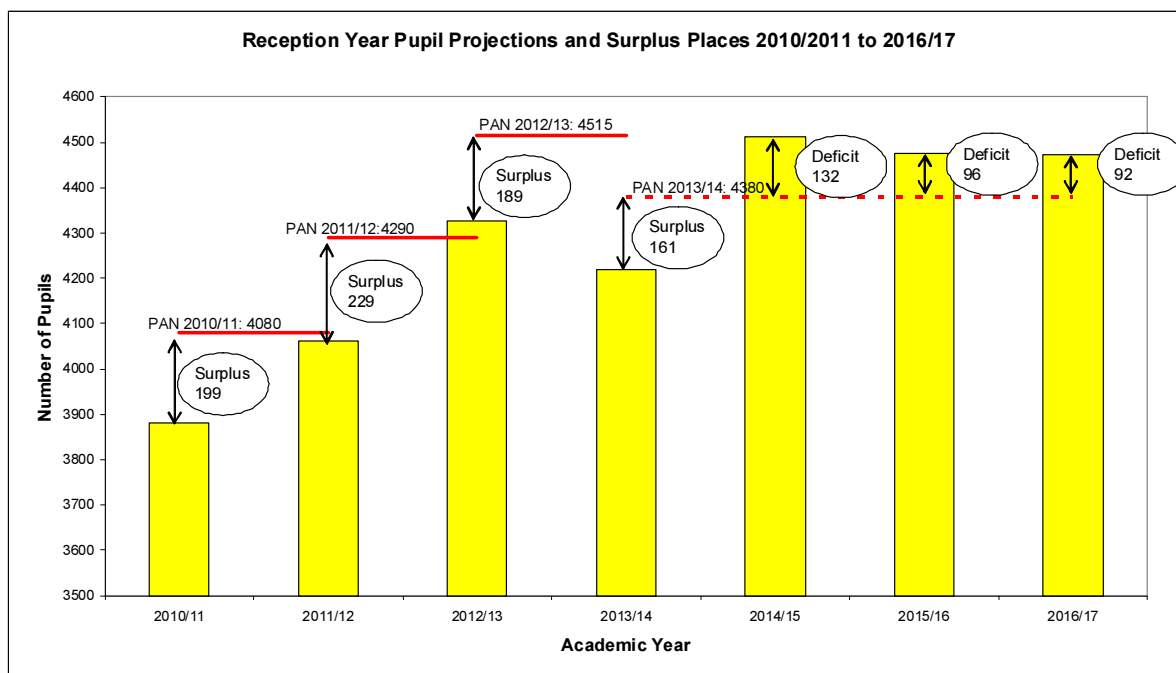
<sup>1</sup> Actual Numbers from January School Census

<sup>2</sup> Forecast Numbers

<sup>3</sup> Includes 135 temporary places for September 2012 ONLY

## Reception Pupil Numbers and Reception Places 2008/09 to 2012/13.

Table 4: Level of surplus places on a year by year basis for reception pupils.



## 2. Distribution of School Places and Schools that have already expanded

### Primary Planning Areas and Pressure for Additional Places

The pressure on existing school places is not evenly distributed across the City.

The City's 85 primary schools are grouped in thirteen planning review areas. The planning areas are based broadly on primary catchment areas and the divisions caused by major roads and railways. The planning areas are shown in Appendix 2.

To ensure viability of schools the minimum size for a primary school in Coventry is one form of entry or 30 pupils per year.

The greatest pressure for reception class places are in primary planning areas 1A, 1B, 1C, 2A, 2B, 2C, 3, 4, 8 and 9B. Schools in some of these areas have already been or are being extended for September 2008, 2009, 2010, 2011 and 2012 but the numbers of children in these areas are increasing further and additional places will be necessary (refer to Table 5). The majority of schools in these areas are already at maximum capacity because of limited site size and infrastructure.

**Table 5: Pupils by Planning Area, 2014**

Planning Area		PAN 2012	PAN 2014	Year R 2014	Deficit (-) or Unfilled Places 2014
1A	North	270	270	281	-11
1B	North Central	420	390	425	-35
1C	Central	435	405	515	-110
2A	North East (West)	480	480	440	40
2B	North East (East)	435	420	424	-4
2C	East Central	120	120	145	-25
3	East	675	615	625	-10
4	South East	150	150	158	-8
5&6	South	375	375	332	43
7	South West	75	75	65	10
8	West	345	345	373	-28
9A	West Central & North West (West)	420	420	401	19
9B	North West (East)	315	315	328	-13
<b>Grand Total</b>		<b>4515</b>	<b>4380</b>	<b>4512</b>	<b>-132</b>

### 3. Proposals for Increasing Primary School Places for 2014.

#### Proposals to Provide potentially an additional 345 Reception Class Places for September 2014.

All the proposals to increase the planned admission numbers relate only to the year of entry, that is the reception class.

This new admission number will remain with that cohort of children throughout the school. It will also be the new admission number for annual admissions into the reception year group for future years.

Planned admission numbers in pre-existing older year groups will remain unchanged.

#### **Summary Table of Options to Increase Reception Class Places for 2014 by Planning Area**

School	Planning area	Existing PAN*	Additional reception places	New PAN*	Comments
Broad Heath	1B	60	30	90	Temp arrangement for 2012
Frederick Bird	1C	90	30	120	Temp arrangement for 2012
Little Heath	2A	30	30	60	
Moat House	2B	45	15	60	Temp arrangement for 2012
Potters Green	2B	60	30	90	
Wyken Croft**	2B	90	30	120	
Aldermoor Farm	3	60	30	90	
Clifford Bridge	3	30	30	60	Temp arrangement for 2012
Corpus Christi	3	30	30	60	
Ernesford Grange	3	60	30	90	Temp arrangement for 2012
Pearl Hyde	3	45	15	60	
Sowe Valley	3	30	30	60	
Walsgrave CE	3	60	30	90	
Whitley Abbey	4	30	30	60	
Mount Nod	8	45	15	60	
Park Hill	8	45	15	60	
St Christopher	9A	60	30	90	
Coundon	9B	60	30	90	
Hollyfast	9B	60	30	90	
Keresley Grange	9B	45	15	60	
<b>TOTALS</b>		<b>1,035</b>	<b>525</b>	<b>1,560</b>	

\*PAN – Published Admission Numbers

\*\* Wyken Croft proposed to be rebuilt under Coventry's Priority Schools Building Programme with a PAN of 120.

Refer to appendix 4 for a map showing the location of schools that are proposed for increases in September 2014.

## **PROPOSALS BY PLANNING AREA**

### **Planning Area 1B: Proposal to Provide an additional 30 Places**

#### **Broad Heath Primary School**

The proposal is to increase the admission number for the reception class from 60 to 90 from September 2014 which would provide an additional 30 places per year.

Temporary arrangements are in place (for September 2012) to increase the admission number for Reception classes by 30 places.

Subject to the outcome of this consultation the intention would be to provide a permanent extension to the existing buildings that were completed in September 2009 for September 2014. In order to accommodate the additional 30 pupils accepted as part of the intake into Reception in 2012, a permanent classroom will be provided for September 2013 to allow the school to facilitate the 2012 Reception intake at 90 moving through to Year 1 in 2013.

Subject to this consultation, a design team will be appointed in the 2012 autumn term to work with the school and local community to design the new extension with a view to building work commencing in the autumn term 2013 ready for the additional reception class pupils to be admitted from September 2014.

### **Planning Area 1C: Proposal to Provide an additional 30 Places**

#### **Frederick Bird Primary School**

The proposal is to increase the admission number for the reception class from 90 to 120 from September 2014 which would provide an additional 30 places per year.

The school currently provides 90 places per year group. For September 2012 admissions ONLY it was agreed to allocate up to an additional 30 reception places at the school in order to meet local demand.

Subject to the outcome of this consultation, the intention would be to provide a solution to this site which may include remodelling of the existing building or providing modular or a traditionally built extension to the school

Subject to the outcome of this consultation, a design team would be appointed at in the 2012 autumn term to work with the school and local community to design the new extension with a view to building work commencing in the autumn term of 2013 ready for the additional reception class pupils to be admitted from September 2014

### **Planning Area 2A: Proposal to Provide an additional 30 Places**

#### **Little Heath Primary School**

The proposal is to increase the admission number for the reception class from 30 to 60 for September 2014 which would provide an additional 30 places per year.

Subject to the outcome of this consultation, the intention would be to provide a solution to this site which may include remodelling of the existing building or providing modular or a traditionally built extension to the school

## **Planning Area 2B: Proposal to Provide an additional 75 Places**

### **Moat House Primary School**

The proposal is to increase the admission number for the reception class from 45 to 60 which would provide an additional 15 places per year.

The school currently provides 45 places per year group and a 26 place nursery class. The site also houses a Children's Centre. Moat House School and Castlewood Broad Spectrum SEN Primary School share a car park and some ancillary areas.

Subject to the outcome of this consultation, the intention would be to remodel the existing building to accommodate the additional pupils, possibly by utilising the accommodation originally funded by the New Deal for Communities to accommodate the additional 15 pupils per year.

For September 2012 admissions ONLY it was agreed to allocate up to an additional 15 reception places at the school in order to meet local demand.

### **Wyken Croft Primary School**

Wyken Croft Primary School was built in the early 1950's, is therefore approaching the end of its life and is in urgent need of being replaced.

The school currently provides 90 places per year group. Subject to this consultation and the concurrent consultation on increasing the maximum size of primary schools in the city from 3FE to 4FE, it is proposed to increase the intake to 120 places per year group.

Funding has already been secured as part of Coventry Priority Schools Rebuilding Programme funded directly through the Government to replace the school by 2014 / 2015.

### **Potters Green Primary School**

The proposal is to increase the admission number for the reception class from 60 to 90 which would provide an additional 30 places per year.

The school currently provides 60 places per year group and a 26 place nursery class.

Subject to the outcome of this consultation, the intention would be to provide a solution to this site which may include remodelling of the existing building or providing modular or a traditionally built extension to the school

## **Planning Area 3: Proposal to Provide an additional 195 Places**

### **Aldermoor Farm**

The proposal is to increase the admission number for the reception class from 60 to 90 for September 2014 which would provide an additional 30 places per year.



The school currently provides 60 places per year group and a 26 place nursery class.

Subject to the outcome of this consultation, the intention would be to provide a solution to this site which may include remodelling of the existing building or providing modular or a traditionally built extension to the school

### **Clifford Bridge Primary School**

The proposal is to increase the admission number for the reception class from 30 to 60 for September 2014 which would provide an additional 30 places per year.

Subject to the outcome of this consultation the intention would be to both utilise the existing school buildings with some minor modifications to accommodate the additional pupils and potentially provide some purpose built accommodation as an extension to the school building. A design team would be appointed in 2012 autumn term to work with the school and local community to design the new extension with a view to building work commencing in the autumn term of 2013 ready for the additional reception class pupils to be admitted from September 2014

For September 2012 admissions ONLY it was agreed to allocate up to an additional 30 reception places at the school in order to meet local demand.

### **Corpus Christi Catholic Voluntary Aided Primary School**

The proposal is to increase the admission number for the reception class from 30 to 60 for September 2014 which would provide an additional 30 places per year.

Subject to the outcome of this consultation, the intention would be to provide a solution to this site which may include remodelling of the existing building or providing modular or a traditionally built extension to the school

### **Ernesford Grange Primary School**

The proposal is to increase the admission number for the reception class from 60 to 90 from September 2014 which would provide an additional 30 places per year.

In 2008, the school underwent internal remodelling to provide an additional 15 places per year and removed the half for of entry going from 45 places per year to 60 places per year.

For September 2012 admissions ONLY it was agreed to allocate up to an additional 30 reception places at the school in order to meet local demand.

Subject to the outcome of this consultation the intention would be to provide a permanent extension to the existing buildings for September 2014. In order to accommodate the additional 30 pupils accepted as part of the intake into Reception in 2012, a permanent classroom will be provided for September 2013 to allow the school to facilitate the 2012 Reception intake at 90 moving through to Year 1 in 2013.

A design team will be appointed in 2012 autumn term to work with the school and local community to design the new extension with a view to building work commencing in the autumn term 2013 ready for the additional reception class pupils to be admitted from September 2014.

### **Pearl Hyde Primary School**

The school provides for 45 pupils per year group and the proposal would be to increase the number to 60 places per year, thereby eliminating the half form of entry and creating an additional 15 places per year.

Subject to the outcome of this consultation, the intention would be to provide a solution to this site which may include remodelling of the existing building or providing modular or a traditionally built extension to the school

### **Sowe Valley Primary School**

The proposal is to increase the admission number for the reception class from 30 to 60 for September 2014 which would provide an additional 30 places per year.

The school currently provides 30 places per year group.

Subject to the outcome of this consultation, the intention would be to provide a solution to this site which may include remodelling of the existing building or providing modular or a traditionally built extension to the school

### **Walsgrave CE Primary School**

The school provides for 60 pupils per year group and the proposal would be to increase the number to 90 places per year creating an additional 30 places per year.

Subject to the outcome of this consultation, the intention would be to provide a solution to this site which may include remodelling of the existing building or providing modular or a traditionally built extension to the school.

## **Planning Area 4: Proposals to Provide an additional 30 Places**

### **Whitley Abbey Primary School**

The proposal is to increase the admission number for the reception class from 30 to 60 for September 2014 which would provide an additional 30 places per year.

Subject to the outcome of this consultation, the intention would be to provide a solution to this site which may include remodelling of the existing building or providing modular or a traditionally built extension to the school. The school shares the site with Alice Stevens Special School which is proposed to be co-located as a new SEN Broad Spectrum School with Ernesford Grange School and Community College in 2014/15 as part of Coventry's Priority Schools Building Programme.

## **Planning Area 8: Proposals to Provide an additional 30 Places**

### **Mount Nod Primary School**

The school currently provides for 45 pupils per year group and the proposal would be to increase the number to 60 places per year, thereby eliminating the half form of entry and creating an additional 15 places per year.

Subject to the outcome of this consultation, the intention would be to provide a solution to this site which may include remodelling of the existing building or providing modular or a traditionally built extension to the school.

### **Park Hill Primary School**

The school currently provides for 45 pupils per year group and the proposal would be to increase the number to 60 places per year, thereby eliminating the half form of entry and creating an additional 15 places per year.

Subject to the outcome of this consultation, the intention would be to provide a solution to this site which may include remodelling of the existing building or providing modular or a traditionally built extension to the school

### **Planning Area 9A: Proposals to Provide an additional 30 Places**

#### **St Christopher Primary School**

The proposal is to increase the admission number for the reception class from 60 to 90 for September 2014 which would provide an additional 30 places per year.

Subject to the outcome of this consultation, the intention would be to provide a solution to this site which may include remodelling of the existing building or providing modular or a traditionally built extension to the school.

### **Planning Area 9B: Proposals to Provide an additional 75 Places**

#### **Coundon Primary School Primary School**

The proposal is to increase the admission number for the reception class from 60 to 90 for September 2014 which would provide an additional 30 places per year.

Subject to the outcome of this consultation, the intention would be to provide a solution to this site which may include remodelling of the existing building or providing modular or a traditionally built extension to the school

#### **Hollyfast Primary School**

The proposal is to increase the admission number for the reception class from 60 to 90 for September 2014 which would provide an additional 30 places per year.

Subject to the outcome of this consultation, the intention would be to provide a solution to this site which may include remodelling of the existing building or providing modular or a traditionally built extension to the school

#### **Keresley Grange Primary School**

The school provides for 45 pupils per year group and the proposal would be to increase the number to 60 places per year, thereby eliminating the half form of entry and creating an additional 15 places per year.

Subject to the outcome of this consultation, the intention would be to provide a solution to this site which may include remodelling of the existing building or providing modular or a traditionally built extension to the school

## 4. Capital Funding

The cost of providing an additional 12FE (345 places) is estimated at approximately £35million based upon recently completed extension projects.

Coventry would expect the Department for Education (DfE) to allocate further capital grant in the future but the level of that funding is not yet known and remains subject to the outcome of the James Review. This was launched by Government and will deliver recommendations on how to allocate capital funding for education. Until the outcome of this is known, we are only able to budget on a year by year basis.

The priority for the use of future capital funding will be the provision of sufficient school places to ensure that all of Coventry's children can be offered a school place. It is the Council's statutory duty to provide school places for all of Coventry's children.

## 5. Varying Determined Admission Arrangements for September 2013

5.1 Under Section 14 of the 1996 Education Act, the City Council has a statutory responsibility to provide sufficient places for pupils in the city. The position for September 2012 admissions was extremely tight. As a result, a number of additional 'emergency' reception places were established for September 2012 because the demand for places was likely to exceed supply in certain parts of the city:

Broad Heath Primary from 2FE to 3FE (+30 Places)  
Clifford Bridge Primary from 1FE to 2FE (+30 places)  
Ernesford Grange Primary from 2FE to 3FE (+30 Places)  
Moat House Primary from 1.5FE to 2FE (+15 places)  
Frederick Bird Primary from 3FE to 4FE (+30 places)

5.2 Legally with such short notice we can only make a temporary change that is for September 2012 only. This has been confirmed by the Office of the Schools Adjudicator. To increase the size of these 5 schools on a permanent basis will require formal consultation and Cabinet approval.

5.3 In the interim it will be necessary to vary the admission numbers of these 5 schools for September 2013 as these have already been determined by the City Council. **Your views on extending the temporary admission arrangements agreed for September 2012 to September 2013 are therefore also sought.**

## 6. Next Steps

### 6.1. Consultation

Consultation is taking place from 15<sup>th</sup> October 2012 to 16<sup>th</sup> November 2012 and copies of this consultation document will be available for reference from all primary schools, all public libraries and on the City Council's web site. In addition the following people will be consulted:

#### **At the schools subject to the proposals.**

The governing body, teachers and other staff, families of children at those schools,

#### **At any other schools that may be affected by the proposals.**

The governing body, teachers and other staff, families of children at those schools

## **Others**

- Trade unions who represent staff
- Appropriate diocesan authorities or the relevant faith group where proposals are likely to affect a school which has a particular religious character
- Ward councillors and MP's whose constituencies include the schools or whose constituents are likely to be affected by the proposals
- Early Years Strategic Partnership
- Any other local authorities possibly affected by the proposals,
- Those who benefit from a contractual arrangement giving them use of the premises and such other persons as appear to be appropriate.

## **6.2. Consultation Meetings**

In addition to receiving this consultation document, meetings have been arranged with parents, staff and governors of the schools where changes for 2014 Admission Numbers are proposed. The dates of these meetings are given in section 6.

**The consultation period ends on 16<sup>th</sup> November 2012**

## **6.3. Response to Consultation**

The views of parents/carers, school staff, governors, community organisations, professional associations and any other interested parties will be reported to the City Council's Cabinet.

## **6.4. Statutory Notices**

Statutory Notices are required for a proposed enlargement of the premises of a school which would increase the physical capacity of the school by:-

- a) more than 30 pupils; and
- b) by 25% or 200 pupils (whichever is the lesser).

The proposals that the Council's Cabinet decides to implement will become the subject of 'Statutory Notices' which will be published in the local press. Anyone who wishes to object to, or comment on, any of these proposals may register their views within four weeks of the Statutory Notice being published.

The published proposals, and any comments submitted in response to them will be considered by the Cabinet Advisory Committee. The Council's Cabinet will make the decision taking into account any comments from the Advisory Committee.

The governing body of a community school that is proposed for expansion may appeal to the Local Authority within 4 weeks of the Local Authority's decision. On receipt of an appeal the Local Authority must then send the proposals, and the comments and objections received, to the Office of the Schools Adjudicator within one week of the receipt of the appeal.

If you require further information about this document or the consultation process please contact:

Ashley Simpson  
Capital Programme and Strategic Planning Manager  
Children, Learning and Young People's Directorate  
Civic Centre 1  
Coventry City Council  
New Council Offices  
Earl Street  
Coventry CV1 5RS

## Timetable for Consultation and Decision Meetings for September 2014 proposals

Schedule 2012	Activity
09 October 2012	Report to Cabinet to consider proposals and approve consultation
15 October 2012 to 16 November 2012	Consultation - 4 weeks (including an allowance for Half Term)
<b>DATES &amp; TIMES</b>	<p>Consultation meetings with staff, governors and parents in the schools with proposed changes to Admission Numbers:</p> <p>Consultation with trade unions: Trade Union Strategic Group</p>
16 <sup>th</sup> November 2012	End of consultation period
11 <sup>th</sup> December 2012	Report to Cabinet on the outcome of the consultation.
3 <sup>rd</sup> January 2013	Publish Statutory Notices
3 <sup>rd</sup> January – 31 <sup>st</sup> January 2013	Representation period – 4 weeks
31 <sup>st</sup> January 2013	End of period to register objections / support
To be arranged February 2013	Cabinet Advisory Committee for School Organisation Proposals: considers any objections made in response to the Statutory Notices
5 <sup>th</sup> March 2013	Report to Cabinet
To be arranged To end March 2013	4 week period for Governing Bodies to appeal to Local Authority
To be arranged April 2013	Send proposals to Schools Adjudicator

**APPENDIX 1****List of potential housing projects 2012 to 2017**

<b>Name</b>	<b>Total Capacity of Site</b>	<b>Complete</b>	<b>Outstanding</b>	<b>Time Frame</b>
Peugeot Site	1168	441	727	5 years
Banner Lane	1065	635	430	5 years
New Century Park Marconi	381		381	5 years
Former Jaguar site, Browns Lane	174	31	143	5 years
Paragon Site	450		450	5 years
Acetate	400		400	5 to 10 years
Canley Regeneration	701		701	10 years
Wood End and Bell Green NDC Areas	2383	154	2229	10 to 20 years

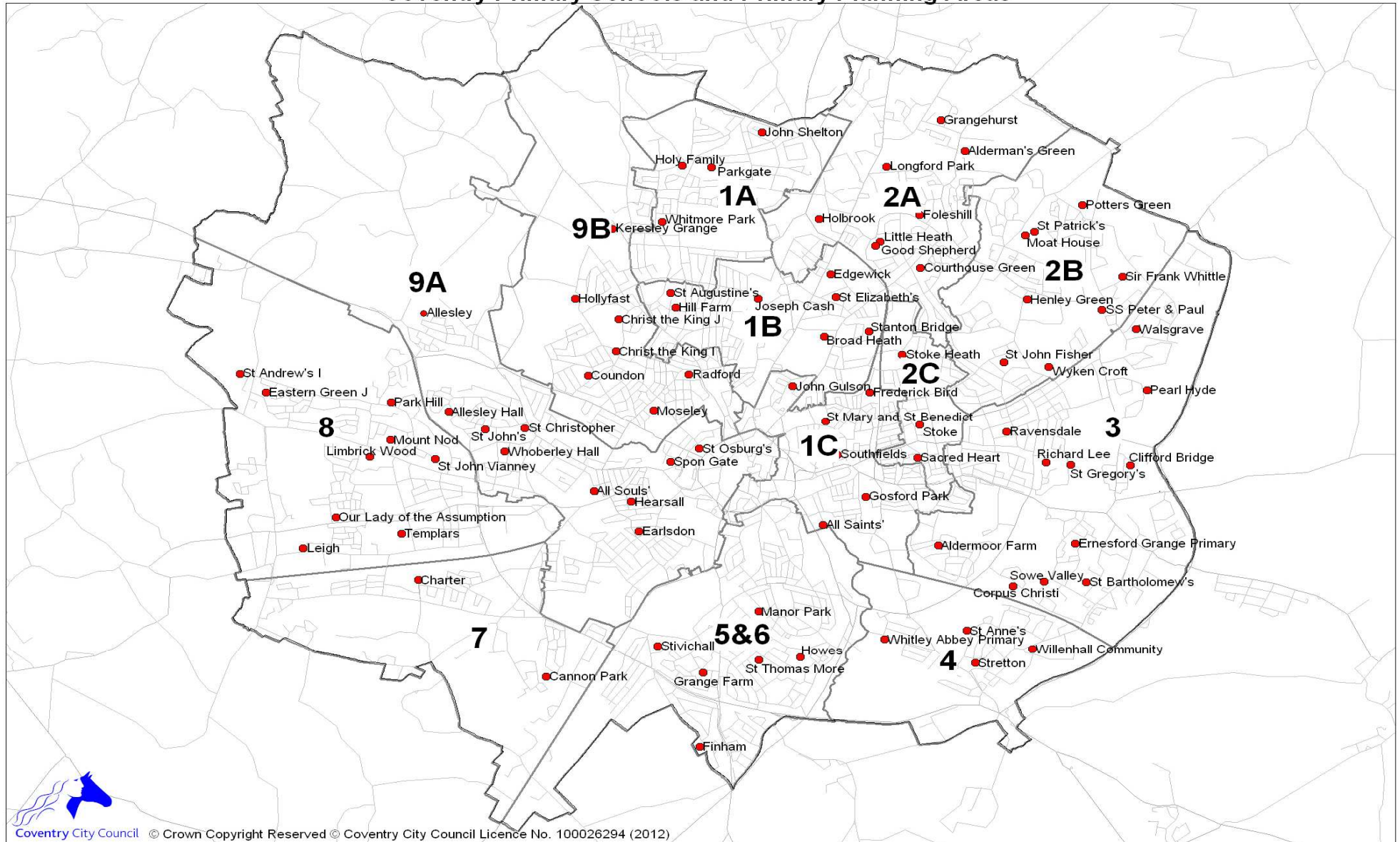
**Note:**

These figures are projected and are based on current applications to Coventry City Council's Planning Team at the time of writing (Autumn 2012).



# Appendix 2

## Coventry Primary Schools and Primary Planning Areas



## Consultation Questionnaire

### PROPOSAL TO INCREASE PRIMARY SCHOOL ADMISSION NUMBERS FOR SEPTEMBER 2014

You are invited to give your views on the proposals contained within this document to ensure the Local Authority is able to provide adequate school places in primary schools in Coventry. A summary of all responses will be provided to the Cabinet during December 2012.

This questionnaire can also be completed online at [www.coventry.gov.uk](http://www.coventry.gov.uk)

**Please complete and return by 16 November 2012 to:**

Ashley Simpson  
 Coventry City Council  
 Strategic Planning  
 Civic Centre 1, Rm 130  
 Earl Street  
 Coventry CV1 5RS

Or email to: [educationplanning@coventry.gov.uk](mailto:educationplanning@coventry.gov.uk)

### Primary School Places Consultation Questionnaire

<b>In what capacity are you responding (please tick one)</b>			
As an Individual:	<input type="checkbox"/>	On behalf of an Organisation:	<input type="checkbox"/>
Name:		Organisation Name:	
<b>Relationship with the School(s) and/or Organisation</b>			
<b>Name of School:</b>			
<i>Individual</i>		<i>Organisation</i>	
Teacher:	<input type="checkbox"/>	Head of Service:	<input type="checkbox"/>
Governor:	<input type="checkbox"/>	Staff:	<input type="checkbox"/>
Parent/ Guardian:	<input type="checkbox"/>	Trade Union:	<input type="checkbox"/>
Other Employee:	<input type="checkbox"/>	Other: (please specify)	
Member of Public:	<input type="checkbox"/>		
Other: (please specify)			

**PART A: RESPONSE TO PROPOSALS AS A WHOLE**

If you are unable to respond to the primary proposals as a whole but wish to comment on individual parts of it, please answer Part B.

SUPPORT FOR PART A MEANS THAT YOU SUPPORT THE PROPOSALS FOR ALL SCHOOLS IN THIS CONSULTATION DOCUMENT.

If you support Part A there is NO NEED to answer Part B, but if you wish to comment on individual parts of it, please answer Part B.

**Please indicate (X) whether you support the whole of the proposals**

**SUPPORT**

**DO NOT SUPPORT**

**NO STRONG VIEW**

**If you have any additional information/comments please use the box below.**

**Additional comments:**

Please continue to Part B on the next page if necessary.

## PART B: INDIVIDUAL SCHOOL PROPOSALS

All the proposals to increase the planned admission numbers relate only to the year of entry, that is the reception class.

This new admission number will remain with that cohort of children throughout the school. It will also be the new admission number for annual admissions into the reception year group for future years.

Planned admission numbers in pre-existing older year groups will remain unchanged

### PROPOSALS FOR INCREASING PRIMARY SCHOOL PLACES FOR 2014

Please indicate (X) in the non-shaded columns whether you support the proposals to increase the admission number of pupils at the schools in the table below:

School	Planning area	Existing PAN*	Proposed PAN*	SUPPORT	DO NOT SUPPORT	NO STRONG VIEW
Broad Heath	1B	60	90			
Frederick Bird	1C	90	120			
Little Heath	2A	30	60			
Moat House	2B	45	60			
Potters Green	2B	60	90			
Wyken Croft**	2B	90	120			
Aldermoor Farm	3	60	90			
Clifford Bridge	3	30	60			
Corpus Christi	3	30	60			
Ernesford Grange	3	60	90			
Pearl Hyde	3	45	60			
Sowe Valley	3	30	60			
Walsgrave CE	3	60	90			
Whitley Abbey	4	30	60			
Mount Nod	8	45	60			
Park Hill	8	45	60			
St Christopher	9A	60	90			
Coundon	9B	60	90			
Hollyfast	9B	60	90			
Keresley Grange	9B	45	60			

**If you have any additional information/comments please use the box below.**

**Additional comments:**

**PART C: VARIATION OF SEPTEMBER 2013 ADMISSION ARRANGEMENTS**

**Please indicate (X) whether you support the proposed reception PAN variations for September 2013 in respect of the following schools:**

Broad Heath Primary from 2FE to 3FE (+30 Places)  
Clifford Bridge Primary from 1FE to 2FE (+30 places)  
Ernesford Grange Primary from 2FE to 3FE (+30 Places)  
Moat House Primary from 1.5FE to 2FE (+15 places)  
Frederick Bird Primary from 3FE to 4FE (+30 places)

**SUPPORT**

**DO NOT SUPPORT**

**NO STRONG VIEW**

**If you have any additional information/comments please use the box below.**

**Additional comments:**

Thank you for taking part in this consultation.